

# NH KNIFE-BLADE

FUSE LINKS & FUSE BASES



## gG NH 500V fuse links



## PROTECTING THE WORLD





RATED VOLTAGE  
500V

RATED CURRENT  
125A | 160A

BREAKING CAPACITY  
120kA

STANDARDS

IEC/EN 60269-1  
IEC/EN 60269-2



## Knife type NH gG 500V fuse links with top indicator

These high breaking capacity fuse-links are intended for protection of power lines and equipment, against overloads and short-circuits with rated voltages up to 500V AC (+10%).

The rated breaking capacity is 120 kA.

Compact versions in low rated currents of every size.

The range comprises the following fuse links:

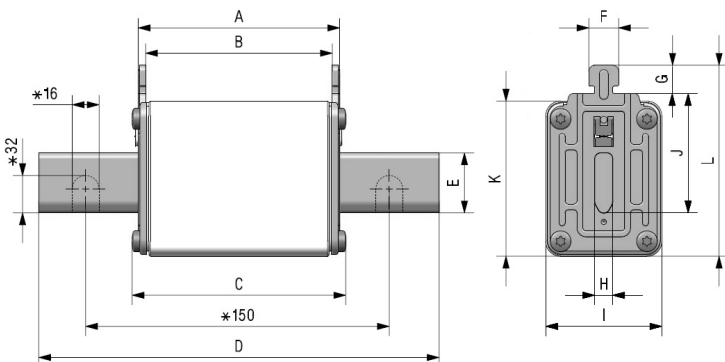
→ Size NH00 gG 500V 125A and 160A

Manufactured with ceramic body with high withstand to internal pressure and thermal shock, that allows a high breaking capacity. Knife contacts are made of silver plated copper or brass.

They are manufactured according to IEC/EN60269 Standards and comply with RoHS directive.



## Dimensions



\* Only for NH4 fuse links

| A  | B  | C  | D    | E  | F  | G   | H | I  | J  | K  | L  |
|----|----|----|------|----|----|-----|---|----|----|----|----|
| 49 | 44 | 52 | 78,5 | 15 | 10 | 9,5 | 6 | 29 | 35 | 47 | 59 |

Weight 180gr

## Range

| $I_n$<br>(A) | REFERENCE     | PACKING<br>Uni /BOX |
|--------------|---------------|---------------------|
| 125          | <b>381070</b> | 3/60                |
| 160          | <b>381075</b> | 3/60                |



## Technical data

|                         |                |
|-------------------------|----------------|
| Rated voltage           | 500V AC +10%   |
| Rated current           | 125A   160A    |
| Rated breaking capacity | 120kA          |
| Utilization category    | gG             |
| Rated frequency         | 42...62Hz      |
| Storage temperature     | -40°C ... 90°C |
| Operating temperature * | -40°C ... 80°C |

\* For ambient temperatures higher than 25°C it is necessary to apply a derating in maximum current.

## Standards

IEC/EN 60269-1  
IEC/EN 60269-2  
RoHS Compliant



## Materials

|                |                                 |
|----------------|---------------------------------|
| Body           | Steatite C221                   |
| Contact blades | Copper or brass (silver plated) |
| Plates         | Aluminium                       |
| Screws         | Zinc plated steel               |

## DC Application

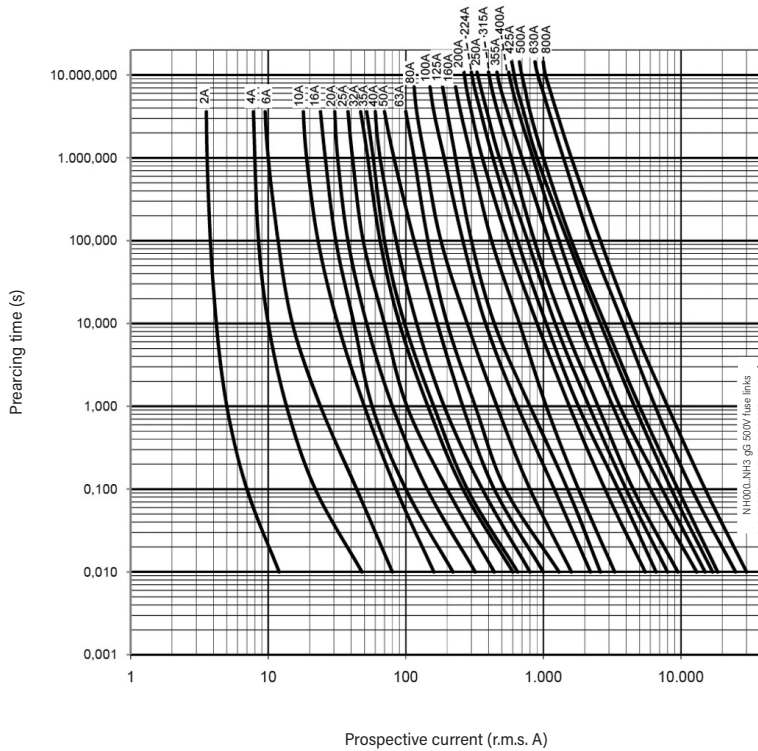
| RATED CURRENT | MAX DC VOLTAGE | DC BREAKING CAPACITY |
|---------------|----------------|----------------------|
| 125A   160A   | 250V DC        | 80kA                 |

## Power dissipation

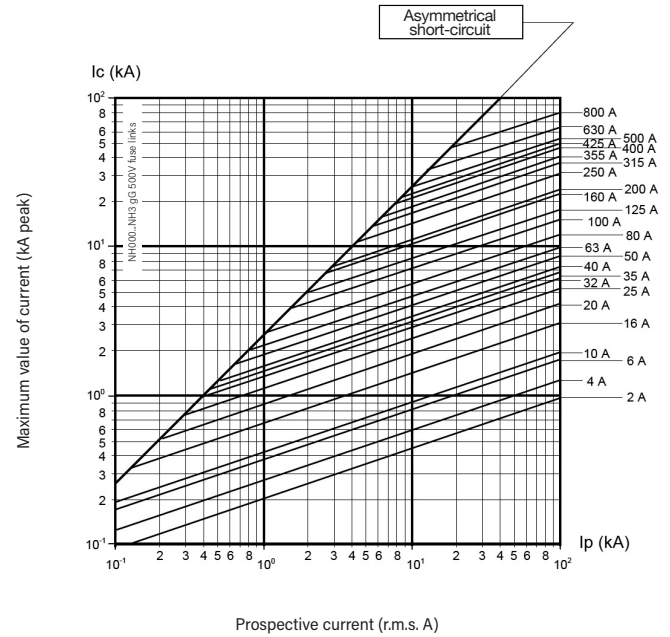
| $I_n$ | POWER DISSIPATION | PREARcing $I_t^2$         | TOTAL $I_t^2$ 230V | TOTAL $I_t^2$ 400V | TOTAL $I_t^2$ 500V |
|-------|-------------------|---------------------------|--------------------|--------------------|--------------------|
| (A)   | (W)               | ≈ 4 ms (A <sup>2</sup> s) | (A <sup>2</sup> s) | (A <sup>2</sup> s) | (A <sup>2</sup> s) |
| 125   | 9,0               | 40500                     | 70900              | 107301             | 136895             |
| 160   | 10,3              | 78400                     | 137000             | 207711             | 265000             |



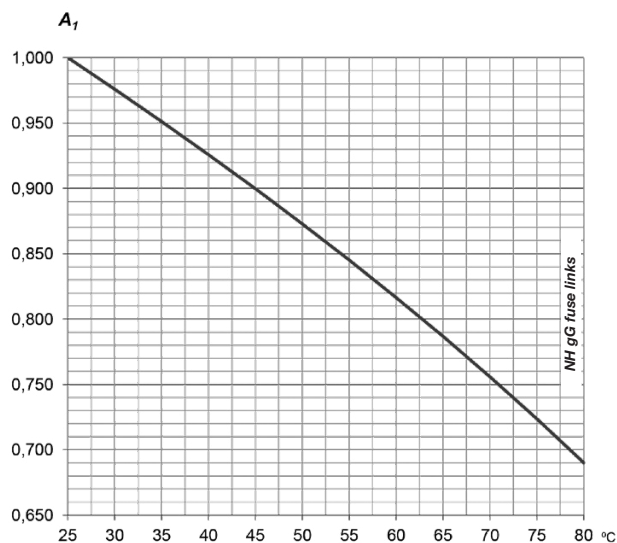
## t-I characteristics




## Cut-off characteristics



## Ambient temperature derating factor



| $t_a$ (°C) | $A_1$ |
|------------|-------|
| 25         | 1,00  |
| 30         | 0,98  |
| 35         | 0,95  |
| 40         | 0,93  |
| 45         | 0,90  |
| 50         | 0,87  |
| 55         | 0,84  |
| 60         | 0,82  |
| 65         | 0,79  |
| 70         | 0,76  |
| 75         | 0,72  |
| 80         | 0,69  |



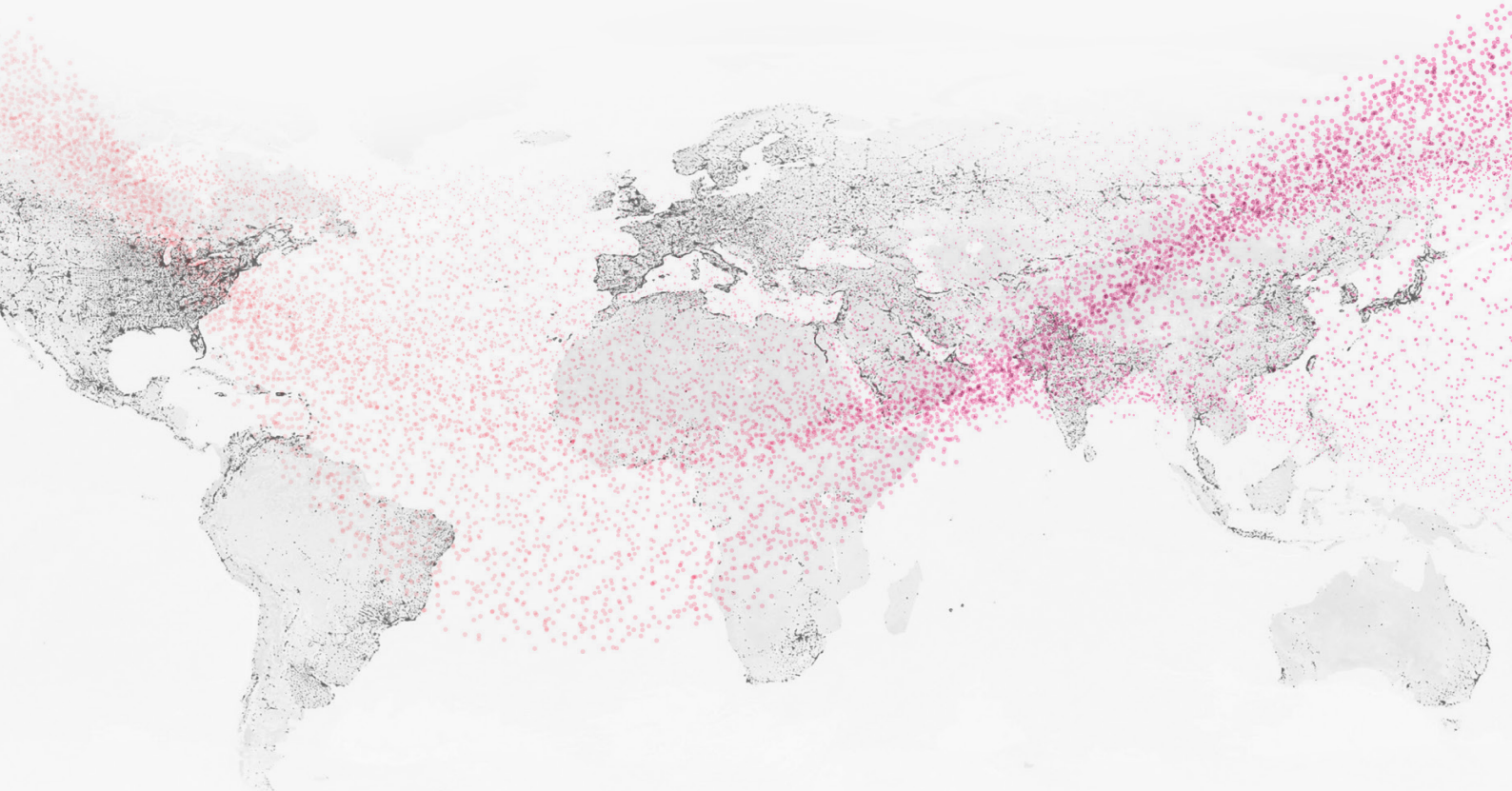
# PROTECTING THE WORLD



**HEAD OFFICE AND FACTORY**  
SILICI, 67-69  
08940 CORNELLA DE LLOBREGAT  
BARCELONA · SPAIN  
Tel. +34 93 377 85 85  
Fax +34 93 377 82 82

**INTERNATIONAL SALES**  
Tel. +34 93 475 08 64  
Fax +34 93 480 07 75  
export@dfelectric.es

**NATIONAL SALES**  
Tel. 93 475 08 64  
Fax 93 480 07 76  
comercial@dfelectric.es



dfelectric.es



According to the waste of electrical and electronic equipment directive, electrical material should not be part of the usual waste. This symbol alerts users that these products should be recycled according to local environmental waste disposal regulations.



The "electro technical expert" logo marked on the products included in this data sheet indicates that the installation of these products must be carried out by expert personnel with specialized knowledge.



To prevent electrical hazards, carry out the installation without voltage.



**Safety notice**  
Please capture the following QR code and read our safety notice carefully before installing our products.



The data reflected in this technical record are subject to the correct installation of the product in accordance with manufacturer's instructions, relevant installation standards and professional practices, maintained and used in applications for which they were made.

The products described in this document have been designed, developed and tested in accordance with specific standard. They are considered components that are integrated as part of installation, machine or equipment. The correct general operation of the referred product is responsibility of the manufacturer of the installation, machine or equipment.

DF ELECTRIC cannot guarantee the characteristics of an installation, machine or equipment that has been designed by a third party. Once a product has been selected, the user must verify that it is appropriate for its application, through the verifications and/or tests that it deems appropriate.

DF ELECTRIC retains the right to change the dimensions, specifications, materials or design of its products at any time with or without notice.

©2020 DF Electric. All rights reserved